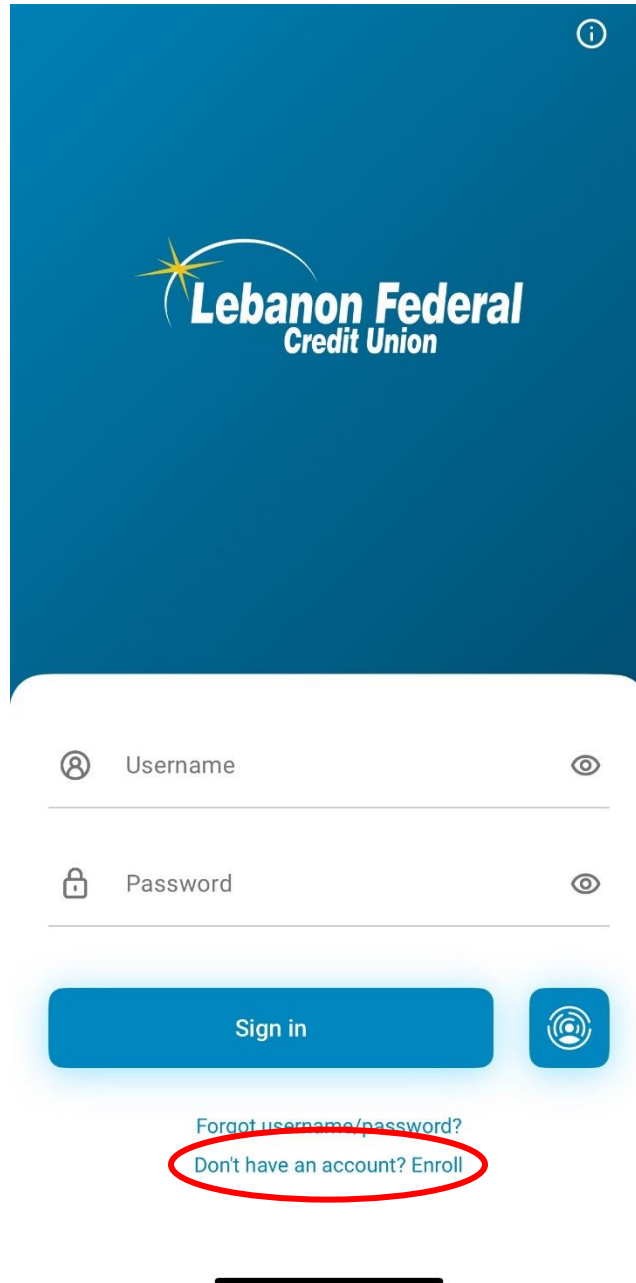


Lebanon FCU Digital Banking Upgrade

Q4 2024



All members will need to re-enroll in digital banking, and their previous usernames and passwords will not transfer over. Members can enroll on either mobile banking or online banking – credentials will be the same for both.



Members that have our mobile app will not need to re-download the app. This will just be an update to the current app and it should automatically update on their phone.

Members logging in on a desktop computer will still access online banking through our website.

Establish identity

Let's get started

Please provide the following information to begin your enrollment

Which type of account would you like to access online?

Personal Business

Social Security Number (SSN)

Account number

Date of birth (MM/DD/YYYY)

To enroll in digital banking, please select the “Personal” account type, and then fill in the following fields. If you need help with your account number, please call us at (717) 272-2210. **Please note, you will only be entering your member number, not your full 13-digit MICR number.** After clicking the **Continue** button, please verify that the email address and phone number we have on file for you are correct.

Contact information

Please confirm your contact information

We need to verify your contact information to continue enrollment.

Email address
test@gmail.com

Mobile phone
(717) 555-5555

Login information

Let's set up your login information to access your accounts online

Create your username

Username

|

Username must be at least 6 characters long

Username can be up to 20 characters long

Your username must not:

- Contain your member number
- Contain your social security number
- Contain your birth date

Create your password

Password



Password must be at least 8 characters long

Password can be up to 40 characters long

Your password must not contain the following:

- Your birth date
- Your member number
- Your social security number
- Username

Your password must contain the following:

- At least one lowercase letter (a through z)
- At least one uppercase letter (A through Z)
- At least one number
- At least one special character

Strength:

 Check your password security

Confirm password

Back

Cancel

Continue

Next, create a username and password. **These can be the same as your previous online/mobile banking username and password, or they can be something new.** We recommend keeping your passwords unique and complex and encourage you to never share your username or password with other people.

Confirmation

Review & Submit

You're almost done. Please check your information before you submit.

Account information


Username
LFCUdemo24

Email address
test@gmail.com

Mobile phone
(717) 555-5555

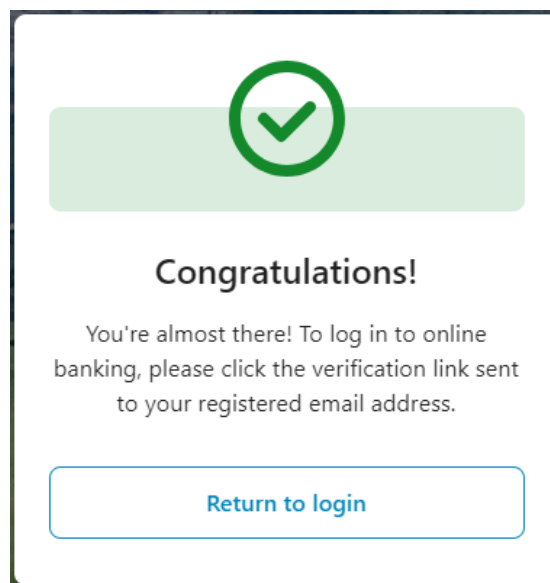
Agreement

By checking this box, you acknowledge that you have read and agreed to the terms below.
[Read the Terms and Conditions](#)

 Before you can log in, we'll need to verify your email to finalize your enrollment. Please make sure lebfcu@lebanonfcu.org is set as a trusted sender so the email doesn't go into your spam folder. Once you receive the email, just click on the link and log in to your account!

[Back](#) [Cancel](#) [Confirm and Enroll](#)

If everything looks accurate, click on **Confirm and Enroll** to be taken to the next step.



Open your email inbox and look for an email from lebfcu@lebanonfcu.org. Click the link in the email to verify your email address. This is an important security step to ensure that nobody will fraudulently enroll in your account.

Please Verify your Email Address with Lebanon Federal Credit Union to complete your enrollment



lebcu@lebanonfcu.org
To Member



Greetings from Lebanon Federal Credit Union!

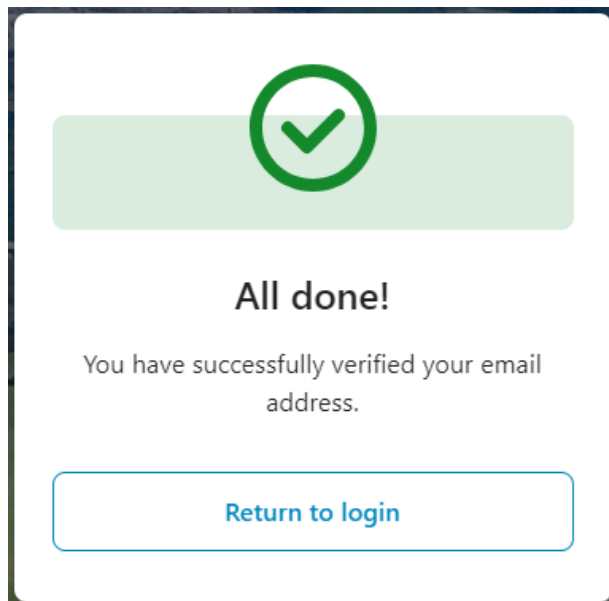
To complete your online banking enrollment, please click this link to verify your email address and log in to our system:

[\[Redacted Link\]](#)

To protect your privacy, email messages from Lebanon Federal Credit Union will never ask you for any information that could uniquely identify you.

Sincerely,
Lebanon Federal Credit Union

Please do not respond to this message. Replies are routed to an unmonitored email account.



Now, return to the login page and use your username and password to sign in to your account.

The image shows a login interface with two tabs at the top: "Password" (selected) and "Biometric". Below the tabs are two input fields: "Username" containing "LFCUtest" and "Password" with masked characters and a visibility toggle icon. A blue "Sign in" button is centered below the fields. At the bottom, there are two links: "Forgot username/password? >" and "Don't have an account? Enroll >".

The image shows an "Identity verification" screen. It starts with a title "Identity verification" and a paragraph: "For your security, we need to send a PIN code to verify your identity. Please select how you want to receive your code." Below this are three selection options, each with an icon and a description: "Email" (envelope icon) with "Send PIN code to email address", "SMS" (phone icon) with "Send PIN code to mobile phone", and "Voice-call" (phone handset icon) with "PIN code via call to a phone number". A blue "Back" button is at the bottom.

The first time you log in, you'll receive a one-time PIN to further verify your identity. This PIN can be sent to you either via Email, SMS text, or a Voice-call. Once you make your selection, check either your texts or emails for a 6-digit PIN. The Voice-call will leave a voicemail on your phone. When you receive your PIN, enter it in the fields provided, and click Submit.

Enter PIN code

Please enter PIN code from your latest automated voice call to your phone (***) ***- *926

[Submit](#)

[Return to login](#)

You should now be successfully logged in to our new digital banking platform! Now you'll be able to see all accounts you are associated with through our account aggregation tool, make payments to other financial institutions via ACH, manage your cards, update your own contact info, and even customize your view to either light or dark mode, depending on your preferences!